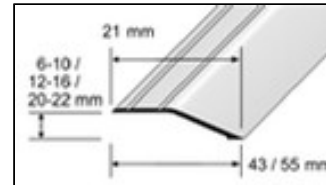
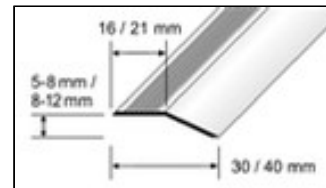


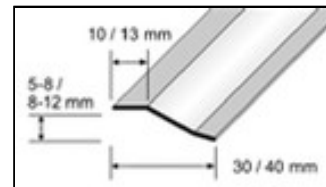
Laminate and parquet edging profiles



Aluminium



Brass



Stainless steel

Application:

Profile for inclined junctions and edging of laminate and parquet floor. Available in various materials with smooth or grooved surfaces. Fastened by adhesive.

Material:

Aluminium, Brass, Stainless steel

Height:

6 – 10 mm / 12 – 16 mm / 20 – 22 mm (Aluminium)
5 – 8 mm / 8 – 12 mm (Brass, Stainless steel)

Length:

90 / 270 cm