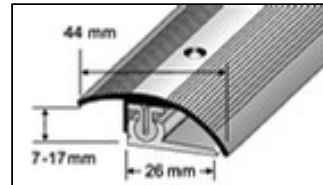
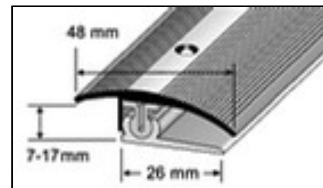


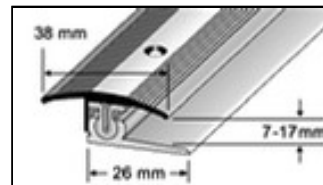
Screw system for laminate and parquet



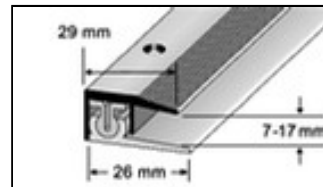
Finish



Transition



Expansion



Border

Application:

TRIFLOOR is a 3-component profile system with a top profile secured by screws. It can be used for junctions between parquet or laminate with other types of flooring, or for expansion joints, junctions and edges to walls. They feature a plastic hinge that attaches the top profile to a base profile in such a way that seamless movement as well as automatic adaptation in terms of height and inclination can take place. This means that the profile can always adapt to the adjacent flooring no matter what the height – on both sides of the profile.

Material:

TRIFLOOR consists of an aluminium base profile with a plastic hinge attached, an aluminium top profile with anodised aluminium finishes in gold, silver, bronze, and champagne, or with PVC foil with a simulated wood finish in oak, beech and light maple.

Properties:

The visible surface of the top profile is very narrow and slots seamlessly and inconspicuously into the flooring, e.g. at junctions in doorways.

The shape of the top profile and the various anodised or simulated wood finishes mean that TRIFLOOR profiles are an excellent enhancement to the overall look of a floor. Screw heads can be coloured to match the decoration. Extra-wide attachment bases for the base profile are also available on request and can be used where there is an expansion joint in the screed foundation.

Installation:

1. Cut TRIFLOOR profiles to length. Align the base profile on the floor and trace the line of marking out drill holes at the same time.
2. Attach the base profile (with the plastic hinge attached) at the marked locations using screws and plugs.
3. Lay laminate or parquet flooring with sufficient space for an expansion joint alongside the base profile.
4. Insert the top profile with its ridge alongside the plastic hinge (not in the slot) and adjust its inclination.
5. Screw the top profile and the plastic hinge together in the slot of the hinge. The profile will automatically adjust to the appropriate height.

Maintenance:

TRIFLOOR profiles require no specific maintenance. Any dirt can be removed using normal cleaning materials. However, the cleaning materials must be free of hydrochloric or hydrofluoric acid and should not scratch the surface.

Data sheet

Material	Width	Height
Aluminium base profile, Plastic hinge. Top profile in anodised aluminium or with simulated wood finish.	29–44 mm depending on the top covering profile	For height differences from 7 mm to 17 mm