

# BASIC-LINE

The ultra-slimline tiled shower

**DURAL**


## Shower drainage channel for low installation heights.

The BASIC-LINE floor drainage channels provide a perfect solution for your tiled shower. They focus on access from the wet shower into the dry, even for people who are elderly or disabled. Where an odour seal would normally be fitted, the BASIC-LINE system has two drainage chambers, both with removable inlets. This creates a drainage system with a double odour seal, which is also very easy to clean.

Simple, quick and precise installation



The drainage channel and grate are made of high-quality stainless steel



## Benefits

- › Low height when installed
- › Double odour seal
- › Narrow profile
- › High-quality stainless steel
- › Perfect cleanliness right up to the drainpipe itself
- › Drainage capacity DN 40, 0.58 l/s.
- › Lengths: 300/ 550/ 650/ 750/ 850/ 950/ 1050/ 1150 mm

Quick and easy to clean

Double odour seal

Sealing tape is an optional extra



[www.dural.com](http://www.dural.com)

\* Installation height 55 mm with frame version 15 mm  
Installation height 59 mm with frame version 11 mm

# BASIC-LINE drainage channels for tiled showers

## Summary of complete sets

### Installation/visible heights at a glance

**DURAL**



Sets always contain a slimline drainage channel with double odour seal and a **Square** stainless steel designer grate.

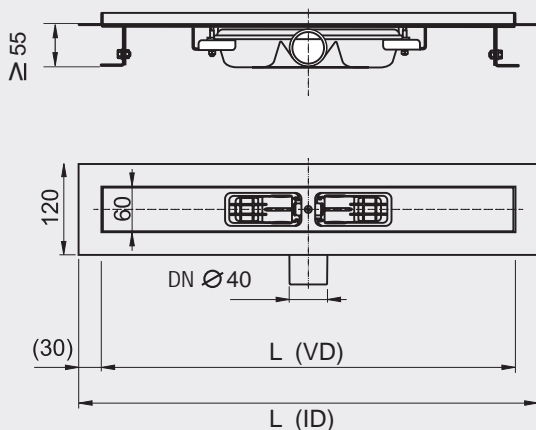


Referenc	Installation dim. (ID) (L x B in mm)	Visible dim. (VD) (L x B in mm)
BL 300	360 x 120	300 x 60
BL 600	610 x 120	550 x 60
BL 700	710 x 120	650 x 60
BL 800	810 x 120	750 x 60
BL 900	910 x 120	850 x 60
BL 1000	1010 x 120	950 x 60
BL 1100	1110 x 120	1050 x 60
BL 1200	1210 x 120	1150 x 60



FRAME HEIGHT 11 mm

Sealing tape is available as an accessory.

### Technical data



All dimensions in mm



DURAL GmbH & Co. KG  
Postfach 1348  
D-56403 Montabaur  
Tel.+49[0]2602/9261-0  
Fax+49[0]2602/9261-50  
info@dural.com  
www.dural.com

Art.-Nr. 46000283