


MULTIFLOOR – Perfect edging for floor coverings up to 14 mm high

Profile system for laminate, parquet and carpeted floors



FINISH



TRANSITION



EXPANSION

Because its surface is uninterrupted by screws or fastenings the MULTIFLOOR system makes an attractive finish for laminate, parquet or any other flooring and can also be used for junctions and expansion joints.

- **Flexible:** adapts to any height
- **Elegant:** attractive edging with no visible fastening
- **Simple:** quick and easy installation using laminated plugs or self-adhesion
- **Complex:** all-in-one kit

The perfect edging and junction profile with no visible fastening

DURAL

Elegant looks

The various metal finishes and smart wooden decoration of MULTIFLOOR profiles give an attractive floor covering the perfect finish. Available in:

- **Anodised aluminium with** silver, gold, champagne, bronze or titanium finish
- **Aluminium with wood casing** oak, antique oak, rustic oak, beech, beech red, maple, maple light, kempas, cherry or merbeau

Adaptable to any height

MULTIFLOOR automatically adapts to the height on any floor covering without any need for adjustment. That means it can cope perfectly with height differences between flooring materials of anywhere from 0 – 14 mm.

Even surfaces

MULTIFLOOR presents a level surface that matches any floor surface. Profiles are available with visible surfaces 30 mm or 40 mm wide.

All-in-one kit

What's the advantage? The MULTIFLOOR system solution comes as a complete kit including top profile with laminated plugs or self-adhesive strips (for use with underfloor heating, etc.)

Quick and easy installation:

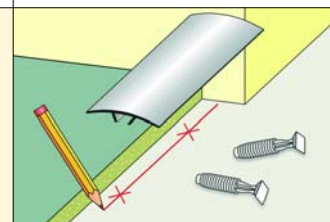
Step 1:
Cut the profile to length. Mark drill holes for laminated plugs.

Step 2:
Use a 6mm drill to make holes deep enough for the laminated plugs (approx. 45 mm).

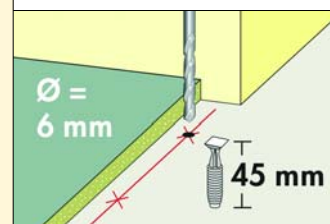
Step 3:
Insert the required number of laminated plugs on the bottom of the profile and align it.

Step 4:
Press the profile and the laminated plugs into the drilled holes till it sits neatly on the floor covering (if necessary tap into place with a rubber hammer). The profile automatically matches to the height and inclination of the flooring.

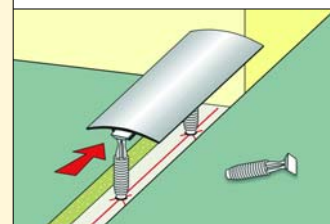
Step 1:



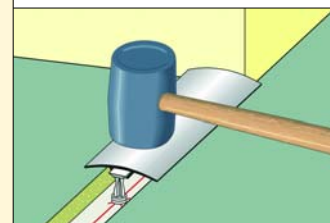
Step 2:



Step 3:



Step 4:



30 mm wide for flooring up to 9 mm high

40 mm wide for flooring up to 14 mm high

Available in the following lengths: 90, 100 and 270 cm

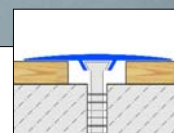
The MULTIFLOOR Finish and Transition models are the same profile but used for different applications.



Edging profile:
FINISH



Junction profile:
TRANSITION



Expansion joint profile:
EXPANSION

Also available
with self-adhesive strips

DURAL GmbH & Co. KG
Postfach 13 48
D-56403 Montabaur
Tel. +49 [0] 26 02 / 92 61-0
Fax +49 [0] 26 02 / 92 61-50
welcome@dural.de
www.dural.de