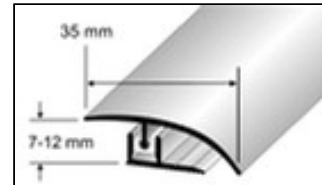



CLIPPER 1000

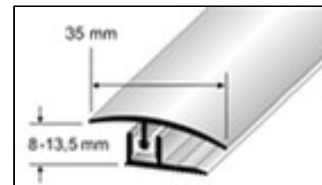
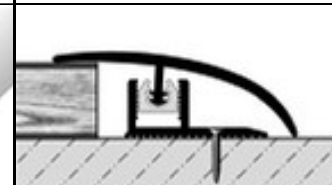
La solución perfecta.

DURAL

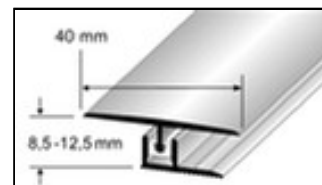
Cover strips for laminates, parquets and carpets up to 10 mm



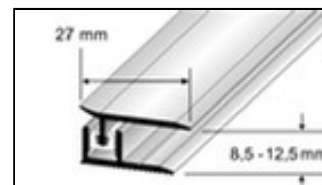
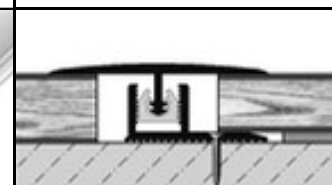
Finish



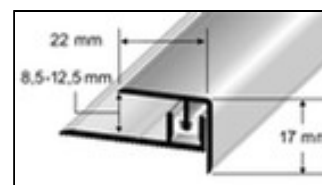
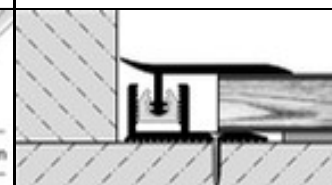
Transition



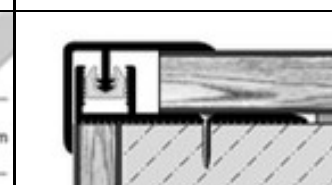
Expansion



Border



Step



Application:

The CLIPPER system is a three-component profile system with a top component that requires no screws and can be used for edging, expansion joints and junctions between laminate, parquet and carpeted floors. The base profile can either be screwed or adhered to the foundation.

Material:

The CLIPPER system consists of an aluminium base profile, an aluminium top profile with anodised surface finishes in gold, silver, bronze and champagne as well as with decorative wood finishes in the form of PVC foil in light maple, maple, beech, oak, kempas, cherry and merbau, plus a plastic Clipper component that joins the two profiles together.

Properties:

The plastic Clippers are clipped onto the very edge of the ridge of the top profile and can then be pressed into their socket on the base. This allows the profile to adapt in terms of height and inclination to the adjoining floor in an effectively seamless fashion. The shape of the module and the leverage it produces provides a very firm joint. The anchorage of the top and base profiles is comparable with that of conventional profiles secured by screws. Unlike screwed profiles which can loosen over the course of time, the CLIPPER system remains firmly anchored thanks to its elastic Clipper element. Sockets can be installed on two sides and the profile is easily installed, even where a mitred joint is necessary.

DURAL GmbH & Co. KG
Südring 11
56412 Ruppach-Goldhausen
Tel. +49 (0) 2602/9261-0
Fax +49 (0) 2602/9261-50
welcome@dural.de
www.dural.de

11.08.2008

CLIPPER 1000

La solución perfecta.

DURAL

Top profiles can be removed and replaced as often as needed without causing any damage. The Clipper also compensates for the manufacturing tolerances of the profiles. Neither the top profiles nor the base socket profiles can become deformed and the system can withstand large amounts of pressure. The Clipper system is a flexible solution suitable for all types of flooring. Aesthetic in its design, the extremely slim top profile is concealed by doors. The profiles are available in the following models: Finish, Expansion, Transition, Border and Step.

Installation:

1. Cut the CLIPPER profiles to length. Clip a sufficient quantity of yellow plastic Clipper elements onto the top profile.
2. Secure the base profile with screws or adhesive.
3. Lay laminate or parquet flooring with sufficient space for an expansion joint alongside the base profile.
4. Lower the top profile with its plastic clips onto the press and press it firmly home. The ridges of the plastic clips keep it firmly in place in the base profile and allow the top to automatically adapt to the right height and inclination.
5. If necessary, the profiles can be removed again.

Maintenance:

CLIPPER profiles require no specific maintenance. Any dirt can be removed using normal cleaning materials. However, the cleaning materials must be free of hydrochloric or hydrofluoric acid and should not scratch the surface.

Produktdaten

Material	Width	Height
Aluminium base profile Top profile in anodised aluminium or with simulated wood finish. PVC Clipper elements	22–40 mm depending on the top covering profile	For heights up to 10 mm

DURAL GmbH & Co. KG
Südring 11
56412 Ruppach-Goldhausen
Tel. +49 (0) 2602/9261-0
Fax +49 (0) 2602/9261-50
welcome@dural.de
www.dural.de